


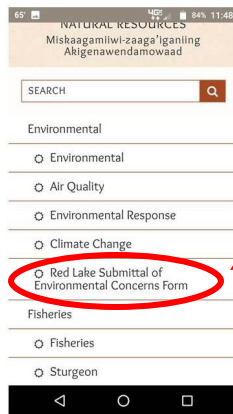
Red Lake SEC Form Help/Troubleshooting Guide



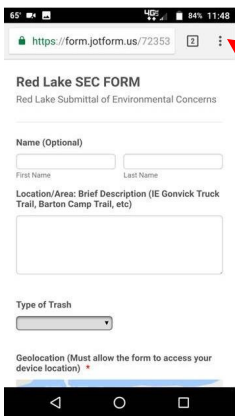

1. Go to Red Lake DNR Website



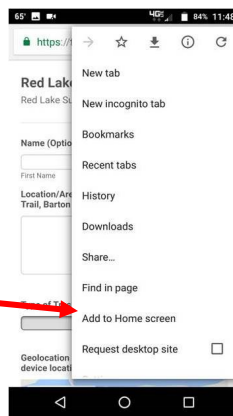
2. Click here



4. Click here

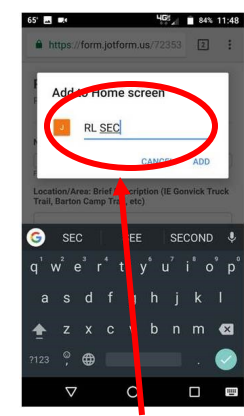


To add to home screen, click menu and Add page to home screen

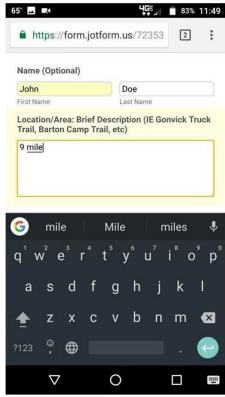


The SEC Form

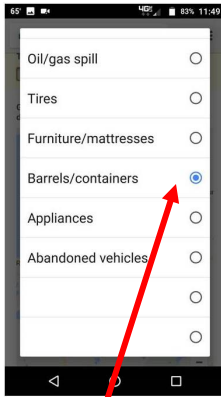
You may add the page to your home screen: Optional but allows quicker future access



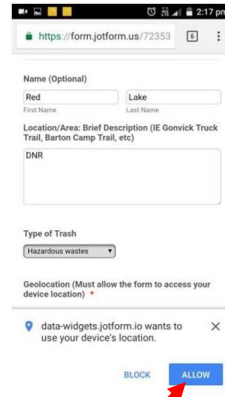
You can rename the home screen tab if you wish



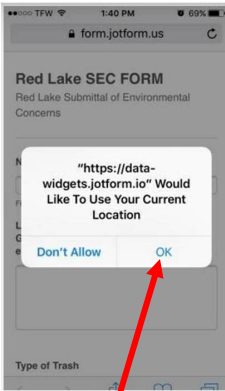
5. Enter info into form, name is optional, location is needed



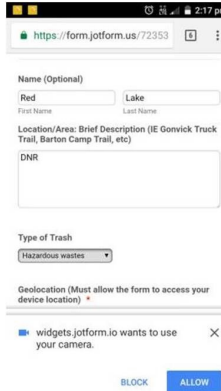
6. Select type of concern from dropdown list




7. Allow the form to use location: Click here on Androids




7. Click here on iPhones



8. Allow the for to use the device camera



9. Take a picture of the concern



10. Submit your concern to the RLERP



11. The RL ERP will receive an email and investigate your submission



If added to home screen, you can access the form with one click for future concerns

The mission of the RLERP is to help protect human health and the environment of Red Lake Nation. With this easy to use tool, the citizens of this Nation will help RLERP achieve our goals! If any questions contact Red Lake Env. Program 679-1626